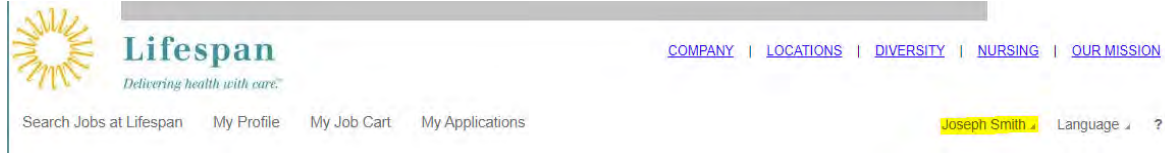
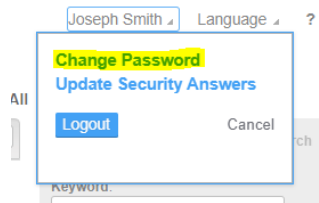


How to change your password:

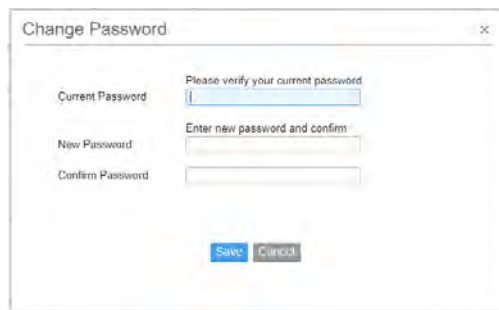
- Log in to your account.
- Click on your name next to the Language tab up top.



- Click on "Change password"



- Follow the steps to complete your password change.

The image shows a "Change Password" form. It has three input fields: "Current Password" with a prompt "Please verify your current password", "New Password" with a prompt "Enter new password and confirm", and "Confirm Password". At the bottom of the form are "Save" and "Cancel" buttons.

- You will see a message that your password was successfully updated.

