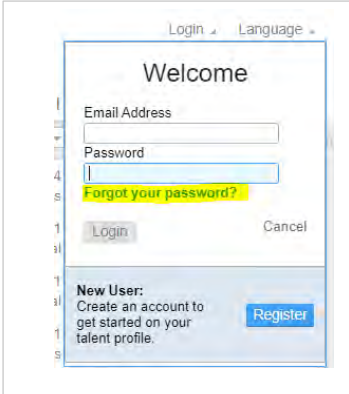


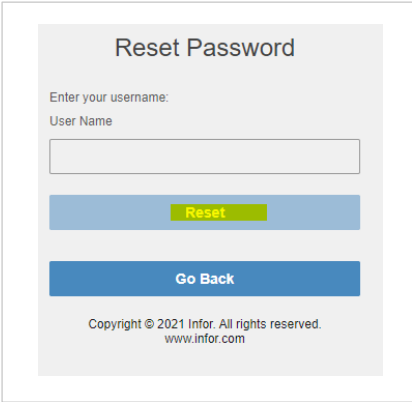
## How to Reset your Password:

- Click on, "Forgot your password".



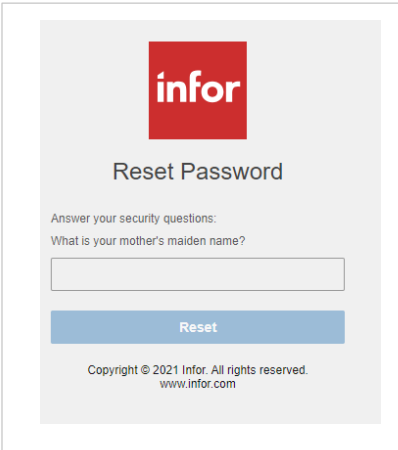
The screenshot shows the Infor login interface. At the top, there are links for "Login" and "Language". Below them is a "Welcome" heading. There are two input fields: "Email Address" and "Password". A link labeled "Forgot your password?" is highlighted in yellow. Below the input fields are "Login" and "Cancel" buttons. At the bottom, there is a "New User:" section with the text "Create an account to get started on your talent profile." and a "Register" button.

- Enter your username or email address & click on "Reset".



The screenshot shows the "Reset Password" page. It has a heading "Reset Password" and a prompt "Enter your username:". Below this is a "User Name" input field. A blue button labeled "Reset" is highlighted in yellow. Below the input field is a blue button labeled "Go Back". At the bottom, there is a copyright notice: "Copyright © 2021 Infor. All rights reserved. www.infor.com".

- Answer the security question & click on "Reset".



The screenshot shows the "Reset Password" page with the Infor logo at the top. Below the logo is the heading "Reset Password" and a prompt "Answer your security questions:". The security question is "What is your mother's maiden name?". Below this is an input field. A blue button labeled "Reset" is highlighted in yellow. At the bottom, there is a copyright notice: "Copyright © 2021 Infor. All rights reserved. www.infor.com".